

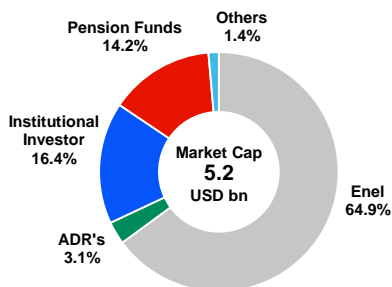
Fact Sheet H1 2020



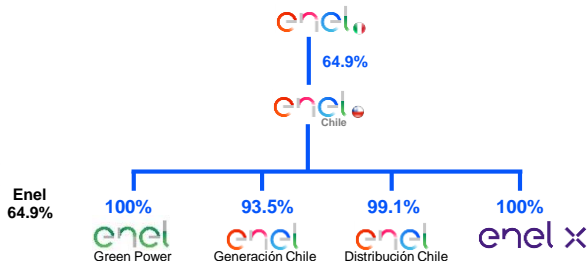
Enel Chile

- We are an integrated utility company with operations in Chile.
- We are engaged in the Generation, mainly Renewables, Distribution and Services Businesses.
- We are leading the Energy Transition and Decarbonization in Chile.

Enel Chile Shareholders¹



Main subsidiaries¹



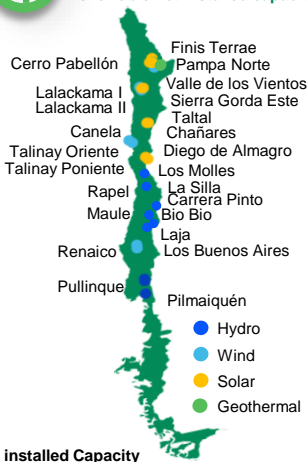
Stock Presence¹

Stock Market	Ticker	Closing price
Bolsa de Santiago	ENELCHIL	61.40 (CLP/Share)
NYSE	ENIC	3.77 (USD/ADR)

Market Presence

1.- As of June 30, 2020

4.7 GW
Renewable net installed capacity



2.5 GW
Thermal net installed capacity



7.7 TWh
Energy distributed in H1 2020



604
Charging points throughout Chile*



Enel X Figures

Public Buses*	435*
Public Lighting*	285*
e-Home Services ² (*000)	77

* Accumulative figures
2. includes insurance services, air conditioning and photovoltaic panels

Consolidated Financial Data

(US\$ mn)	H1 2019	H1 2020
Revenues ³	1,753	1,583
EBITDA ³	666	489
(US\$ mn)	Dec-19	Jun-20
Total Assets ⁴	9,564	9,548
Net Debt ⁴	3,271	3,719
Leverage ⁴	1.10	1.50

ESG Ratings

Agency	Rating
Dow Jones Sustainability Index - DJSI	<ul style="list-style-type: none"> Chile MILA Emerging Markets
The Sustainability Yearbook (DJSI)	(Bronze Class)
FTSE Russell (FTSE 4 GOOD)	<ul style="list-style-type: none"> Emerging Market Latin America EM Market
MSCI	"A" rate in 2019
Vigeo Eiris	Top 100 EM performers

Credit rating - Investment Grade

International Ratings	
Standard & Poor's	BBB+ / Stable
Moody's	Baa2 / Stable
Fitch Ratings	A- / Stable
Local Ratings	
Fitch Ratings	AA+(cl) / Stable
Feller Rate	AA / Stable

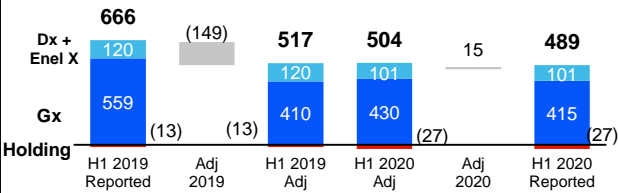
3.- Average exchange rate as of June 30, 2020: 813.37 CLP/USD;

4.- Final exchange rate as of June 30, 2020: 821.60 CLP/USD

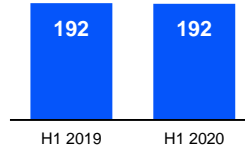
Distribution

Generation

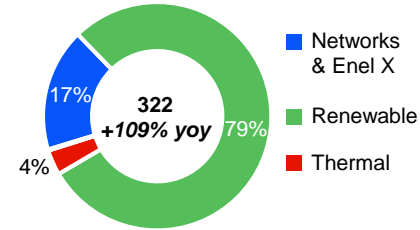
EBITDA by Segment¹ USD mn



Net Income² USD mn



Gross capex by business USD mn



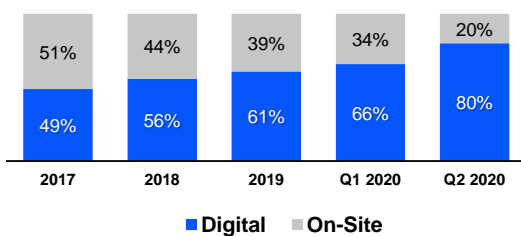
1: EBITDA adjusted by extraordinary income of the PPA early termination booked in March 2019 of 149 USD mn and the effect of the Coal stock impairment booked in June 2020 of 15 USD mn; 2: Net impact of the Bocamina II impairment (595 USD mn) booked in June 2020 and the net impact of the PPA early termination and the impairment of Tarapacá / Bocamina I booked in June 2019 (132 USD mn).

Distribution Business

Main KPIs

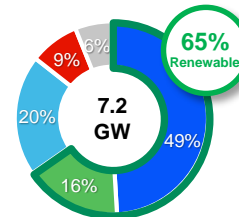
	H1 2019	H1 2020
Energy Distributed (TWh)	8.2	7.7
Telecontrol (#)	1,884	2,249
SAIDP (min.)	202	176
Energy losses (%)	5.0	5.2

Evolution of digital payments (%)

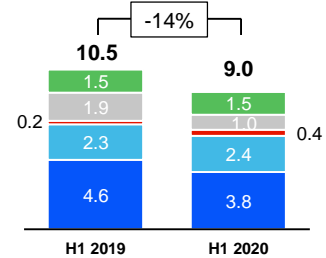


Generation Business

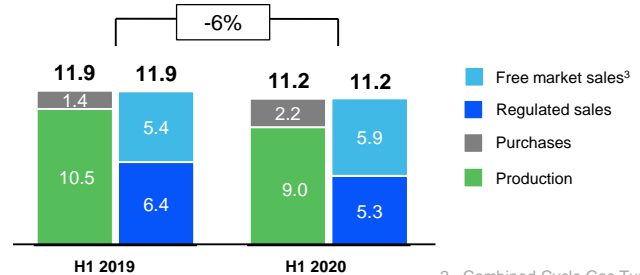
Net installed capacity



Generation Mix (TWh)



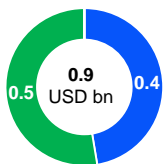
Energy Balance (TWh)



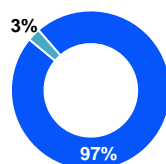
2.- Combined Cycle Gas Turbine
3.- Includes spot sales

Enel Chile consolidated Net Debt USD 3,719 mn

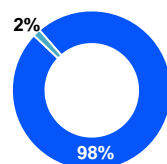
Liquidity position (USD Bn)



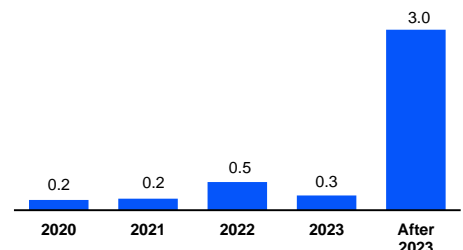
Gross Debt by Currency



Gross Debt by Interest type



Debt Maturities USD Bn



• Average life of debt: 6.55 years • Cost of Debt: 4.6% (vs. 5.2% Dec-19)